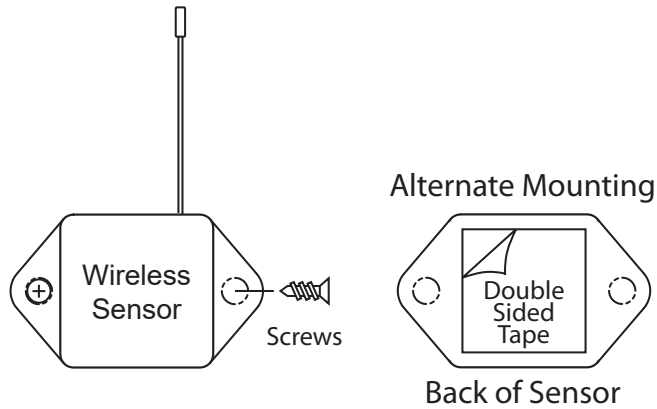


Monnit Remote Monitoring Solutions

Sensor Installation - Quick Start Guide

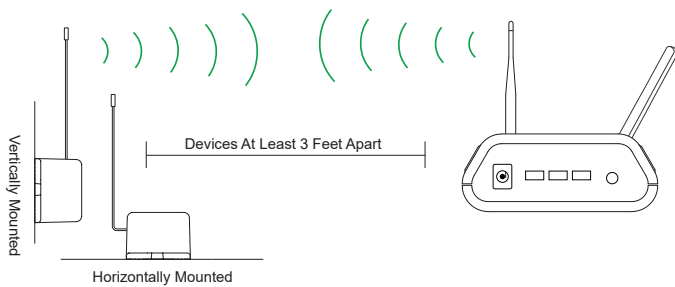
General Wireless Sensor Mounting

Monnit wireless sensors feature mounting flanges and can be attached to most surfaces using the included mounting screws or double sided tape.




In order for your wireless sensors to work optimally, you should orient all antennas for your sensors and gateway(s) the same direction (typically vertical). Also sensors must be at least 3 ft. away from other sensors and the wireless gateway in order to function properly.

Correct

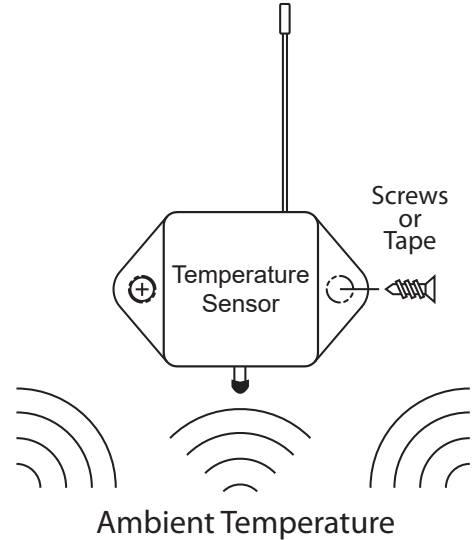


Incorrect



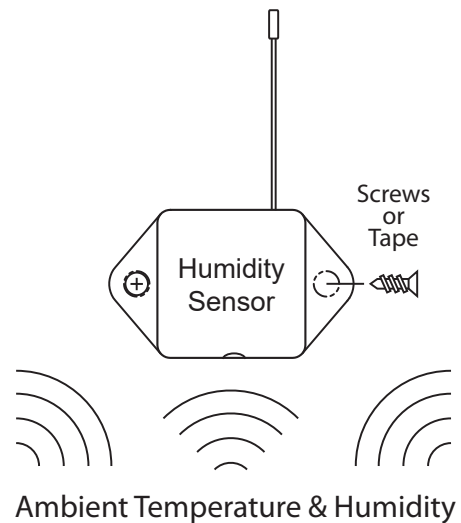
Wireless Temperature Sensors

Monnit wireless temperature sensors monitor the ambient temperature around the sensor, and can be mounted using the general mounting procedure.



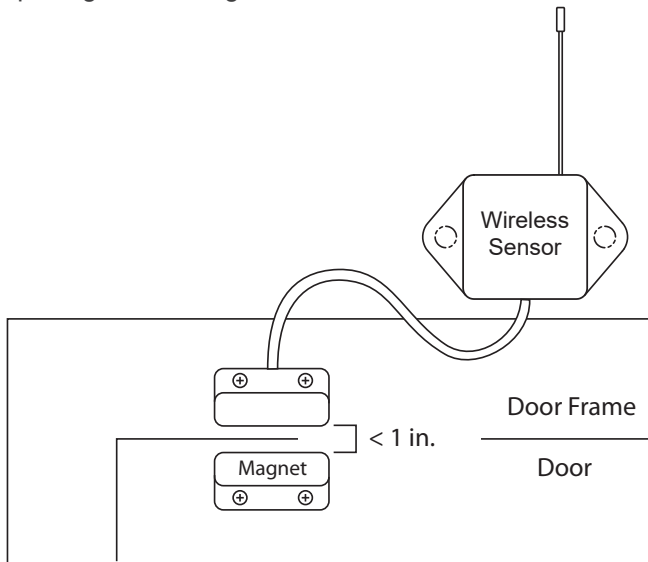
Wireless Humidity Sensors

Monnit wireless humidity sensors monitor the ambient temperature and relative humidity around the sensor, and can be mounted using the general mounting procedure.



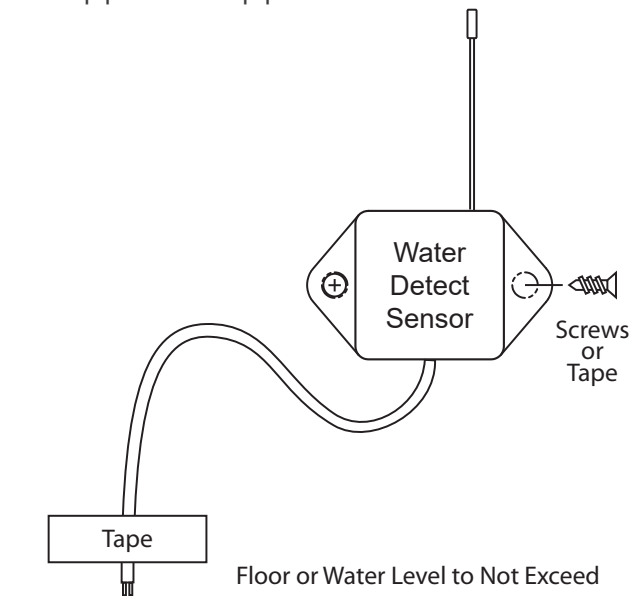
Wireless Open/Closed Sensors

Monnit wireless open/closed sensors detect when a door or window is open or closed. For the sensor to work properly, the magnet will need to be within 1 inch of the magnet sensor. The magnet and sensor have double sided sticky tape which allow them to be affixed to the door and the door frame. The magnet should be attached to the door, and the sensor should be attached to the door frame. Ensure that the magnet and sensor are mounted where they will not interfere with the door motion when opening and closing.



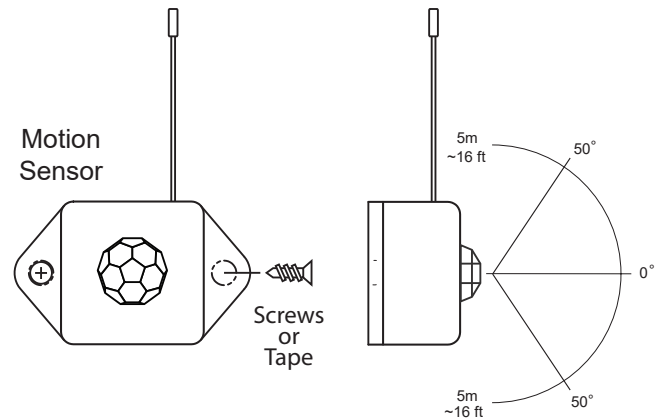
Wireless Water Detect Sensors

Monnit wireless water detect sensors detect the presence of water at the end of the water probe. The end of the water detection probe should be attached where it should detect water. This can be a wall, the side of a container or even a pipe in a sump pit.



Wireless Motion Sensors

Monnit wireless motion sensors use passive infrared technology to detect human movement in front of the sensor. The sensor has a detection range of approximately 16 feet (5 meters) with a detection field slightly larger than 50 degrees from straight center.



For more detailed instructions, documentation, "how-to" guides and video demonstrations on using Monnit wireless sensors, wireless gateways and iMonnit software, visit our support page at <http://www.monnit.com/support/>.

MONNIT®

Monnit Corporation
4403 South 500 West
Murray, UT 84123
801-561-5555
www.monnit.com